


SHAREHOLDING PATTERN AS ON 31ST DECEMBER 2017

Partly paid up shares	No. of partly paid up shares	As a % of total no. of partly paid up shares	As a % of total no. of shares of the company
Held by Promoter/ promoter group	Nil		
Held by Public	Nil		
Total	Nil		
Outstanding convertible securities	No. of outstanding securities	As a % of total no. of outstanding convertible securities	As a % of total no. of shares of the company, assuming full conversion of the convertible securities
Held by promoter/ promoter group	Nil		
Held by public	Nil		
Total	Nil		
Warrants	No. of warrants	As a % of total no. of warrants	As a % of total no. of shares of the company, assuming full conversion of the warrants
Held by promoter/ promoter group	NIL	0	0
Held by public	Nil	0	0
Total	Nil	0	0
Total paid up capital of the company, assuming full conversion of warrants and convertible securities	Rs.101519160/- (10151916 shares of Rs.10 each)	-	100%



STATEMENT SHOWING SHAREHOLDING PATTERN

TABLE 1(a)

Name of the Company **Neycer India Limited**

Scrip Code- **502255** 31.12.2017

Category code	Category of shareholder	No. of holder	Total no. of shares	No. of shares held in demat form	Total share holding		Shares pledged or otherwise encumbered	
I	ii	iii	iv	V	As % of A+B Vi	As a % of A+B+C vii	No. of shares Viii	As a %age (viii)/(iv)* 100
A)	Shareholding Promoter & Promoter group							
I	Indian							
a)	Individuals/HUF	0	0	0	0	0	0	0
b)	Central Govt/ State Govt(s)	0	0	0	0	0		
c)	Bodies Corporate	3	7352960	800000	72.43	72.43	0	0
d)	Financial Institutions/ Banks	0	0	0	0	0		
e)	Any Other (specify)	0	0	0	0	0		
	Sub Total(A1	3	7352960	800000	72.43	72.43	0	0
2	Foreign							
A	Individuals (Non-residents individuals/ foreign individuals)	0	0	0	0	0	0	0
B	Bodies Corporate	0	0	0	0	0	0	0
C	Institutions	0	0	0	0	0	0	0
D	Any others (specify)	0	0	0	0	0	0	0
	Sub Total (A)(2)	3	7352960	800000	72.43	72.43	0	0
	Total shareholding of Promoter & Promoter Group A) = (A)(1)+(A)(2)	3	7352960	800000	72.43	72.43	0	0




B	Public shareholding							
I	Institutions	0	0	0	0	0		
A	Mutual Funds/ UTI	0	0	0	0	0	0	0
B	Financial Institutions/Banks	0	0	0	0	0	0	0
C	Central Govt/ State Govt(s)	0	0	0	0	0	0	0
D	Venture capital funds	0	0	0	0	0	0	0
E	Insurance Companies	3	129169	123735	1.27	1.27	0	0
F	Foreign institutional investors	0	0	0	0	0	0	0
G	Foreign venture capital investors	0	0	0	0	0	0	0
H	Any other (specify)	0	0	0	0	0	0	0
	Sub-Total (B)(i)	3	129169	123735	1.27	1.27	0	0
B2	Non- Institutions ,							
A	Bodies Corporate i)indian ii)overseas	13	2578641	0	25.40	25.40	0	0
B	Individuals							
I	Individuals-I individual shareholders holding nominal share capital upto Rs.1 lac	653	54491	50	0.54	0.54	0	0
	ii. individual shareholders holding nominal share capital in excess of Rs.1 lakh	2	36605	0	0.36	0.36	0	0
C	Any other (specify)							
i	Clearing Members	0	0	0	0	0	0	0
ii	Trusts	0	0	0	0	0.00		
iii	HUFs	0	0	0	0	0	0	0




Iv	Non Resident Indians	0	0	0	0	0	0	0
	Sub Total (B)(2)	668	2669737	50	26.30	26.30	0	0
B	Total public share holding B = (B)(1)+(B)(2)	671	2798956	123785	27.57	27.57	0	0
	TOTAL (A)+ (B)	674	10151916	923785	100.0	100.0	0	0
C	Shares held by custodians and against which depository receipts have been issued	0	0	0				
	GRAND TOTAL A+B+C	674	10151916	923785	100.0	100.0	0	0

(1)(b) Statement showing holding of securities (including shares, warrants, convertible securities) of persons belonging to the category of "Promoter and Promoter Group"

S/ N o.	Name of shareholder	Details of shares held	Encumbered shares	Details of warrants	Details of convertible securities	Total shares (incl underlying shares assuming full conversion of warrants and convertible securities) as a % of diluted share capital




(1)	(ii)	No. of shares held (iii)	As a % of grand total (A)+(B)+(C) (IV)	No s (V)	As a % (VI)	As a % of grand total (A)+(B)+(C)+ of sub-clause (1)(a) (VII)	No. of warrants held (VIII)	As a % total no. of warrants of the same class (IX)	No. of convertible securities held (X)	As a % total no. of convertible securities of the same class (XI)	(XII)
1	Spartek Ceramics India Limited	952960	9.39	0	0	00	0	0	0	0	952960
2	Sriven Realtors Pvt Limited (merged with Varun Ventures P Ltd.)	6000000	59.10	0	00	0	0	0	0	0	6000000
3	Sriven Ventures Private Limited	400000	3.94	0	0	0	0	0	0	0	400000
	TOTAL	7352960	72.43	0	0	0	0	0	0	0	7352960



I (c)(i) Statement showing holding securities (including shares, warrants, convertible securities) of persons belonging to the category "Public" and holding more than 1% of the total number of shares

S No	Name of the shareholder	No. of shares held	Shares as a % of total no. of shares (i.e. grand total (A)+(B)+(C) indicated in statement at para (1)(a) above	Details of warrants		Details of convertible securities		Total shares (incl underlying shares assuming full conversion of warrants and convertible securities) as a % of diluted share capital
				No. of warrants held	As a % total no. of warrants of the same class	No. of convertible securities held	% w.r.t total no. of convertible securities of the same class	
1	Life Insurance Corporation of India	113735	1.12	0	0	0	0	113735
2	CDS Projects Limited	1330000	13.10	0	0	0	0	1330000
	TOTAL	1443735	14.22	0	0	0	0	1443735



(1)(c) (ii) Statement showing holding of securities (including shares, warrants, convertible securities) of persons (together with PAC) belonging to the category "Public" and holding more than 5% of the total number of shares of the company

S No	Name of the shareholder	No. of shares held	Shares as a % of total no. of shares (i.e. grand total (A)+(B)+(C) indicated in statement at para (1)(a) above	Details of warrants		Details of convertible securities		Total shares (incl underlying shares assuming full conversion of warrants and convertible securities) as a % of diluted share capital
				No. of warrants held	As a % total no. of warrants of the same class	No. of convertible securities held	% w.r.t total no. of convertible securities of the same class	
1	CDS Projects Limited	1330000	13.10	0	0	0	0	1330000
	TOTAL	1330000	13.10	0	0	0	0	1330000

I(d) Statement showing details of locked in shares

S No.	Name of the shareholder	No. of shares	Shares as % age of total no. of shares (i.e. grand total (A)+(B)+(C)
	NIL		



II (a) Statement showing details of Depository Receipts (DRs)

S No.	Type of outstanding DR (ADRs, GDRs, SDRs etc)	No. of outstanding DRs	No. of shares underlying outstanding DRs	Shares underlying outstanding DRs as a % of total number of shares (i.e. Grand Total (A) (+)(B) +(C) indicated in statement at para (I)(a) above
		NIL		

II (b) Statement showing Holding of Depository Receipts (DRs) where underlying shares are in excess of 1% of the total number of shares

S No.	Type of outstanding DR (ADRs, GDRs, SDRs etc)	No. of outstanding DRs	No. of shares underlying outstanding DRs	Shares underlying outstanding DRs as a percentage of total number of shares (i.e. Grand Total (A) (+)(B) +(C) indicated in statement at para (I) (a) above
		NIL		

lii (A) statement showing the voting pattern of shareholders, if more than one class of shares/ securities is issued by the issuer

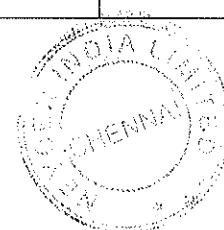
NOT APPLICABLE

Number of voting rights held

In each class of securities

Total voting rights

Category of shareholders ii	Class x iii	Class y iv	Class z v	Total voting rights vi (iii+iv+v)	As a % of (A+B) vii	As a % of (A+B+C) viii
A) PROMOTER AND PROMOTER GROUP i) INDIAN a) Individuals/ Hindu Undivided family b) Central Govt/ State Govt (s) c) Bodies corporate d) Financial Institutions/ Banks e) Any other (specify)						



Sub Total A(1)						
2) FOREIGN						
a) Individuals (Non-resident Individuals/ foreign individuals)						
b) Bodies Corporate						
c) Institutions						
d) Any other						
Sub Total (A) (2)						
TOTAL SHAREHOLDING OF PROMOTER AND PROMOTER GROUP (A)=(A)(1)+A(2)						
B) PUBLIC SHAREHOLDING						
i) Institutions						
a) Mutual funds/UTI						
b) Financial institutions/Banks						
c) Central Govt/ State Govt(s)						
d) venture capital funds						
e) insurance companies						
f) foreign institutional investors						
g) foreign venture capital investors						
h) any other (specify)						
Sub total B (1)						
2) NON INSTITUTIONS						
a) Bodies corporate						
b) Individuals						
1-individual shareholders holding nominal share capital upto Rs.1 lakh						
ii-individual shareholders holding nominal share capital in excess of Rs.1 lakh						
c) any other (specify)						
Sub Total (B) (2)						
Total public shareholding (B) = (B) (1) + (B) (2)						
TOTAL (A) + (b)						
c) Shares held by custodians and against which depository receipts have been issued						
GRAND TOTAL (A) + (B) + (C)						



For NEY CER INDIA LIMITED

P. Thimothyappi

AUTHORISED SIGNATORY