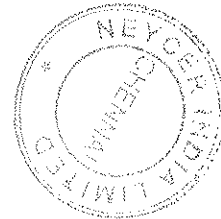


SHAREHOLDING PATTERN AS ON 30TH SEPTEMBER 2017

Partly paid up shares	No. of partly paid up shares	As a % of total no. of partly paid up shares	As a % of total no. of shares of the company
Held by Promoter/ promoter group	Nil		
Held by Public	Nil		
Total	Nil		
Outstanding convertible securities	No. of outstanding securities	As a % of total no. of outstanding convertible securities	As a % of total no. of shares of the company, assuming full conversion of the convertible securities
Held by promoter/ promoter group	Nil		
Held by public	Nil		
Total	Nil		
Warrants	No. of warrants	As a % of total no. of warrants	As a % of total no. of shares of the company, assuming full conversion of the warrants
Held by promoter/ promoter group	NIL	0	0
Held by public	Nil	0	0
Total	Nil	0	0
Total paid up capital of the company, assuming full conversion of warrants and convertible securities	Rs.101519160/- (10151916 shares of Rs.10 each)	-	100%



STATEMENT SHOWING SHAREHOLDING PATTERN


TABLE 1(a)

Name of the Company **Neycer India Limited**Scrip Code **502255** 30.09.2017

Category code	Category of shareholder	No. of holder	Total no. of shares	No. of shares held in demat form	Total share holding		Shares pledged or otherwise encumbered	
I	ii	lii	iv	V	As % of A+B Vi	As a % of A+B+C vii	No. of shares Viii	As a %age (viii) / (iv)* 100
A)	Shareholding Promoter & Promoter group							
1	Indian							
a)	Individuals/HUF	0	0	0	0	0	0	0
b)	Central Govt/ State Govt(s)	0	0	0	0	0		
c)	Bodies Corporate	3	7352960	800000	72.43	72.43	0	0
d)	Financial Institutions/ Banks	0	0	0	0	0		
e)	Any Other (specify)	0	0	0	0	0		
	Sub Total(A1	3	7352960	800000	72.43	72.43	0	0
2	Foreign							
A	Individuals (Non-residents individuals/ foreign individuals)	0	0	0	0	0	0	0
B	Bodies Corporate	0	0	0	0	0	0	0
C	Institutions	0	0	0	0	0	0	0
D	Any others (specify)	0	0	0	0	0	0	0
	Sub Total (A)(2)	3	7352960	800000	72.43	72.43	0	0
	Total shareholding of Promoter & Promoter Group A) = (A)(1)+(A)(2)	3	7352960	800000	72.43	72.43	0	0




B	Public shareholding							
I	Institutions	0	0	0	0	0		
A	Mutual Funds/ UTI	0	0	0	0	0	0	0
B	Financial Institutions/Banks	0	0	0	0	0	0	0
C	Central Govt/ State Govt(s)	0	0	0	0	0	0	0
D	Venture capital funds	0	0	0	0	0	0	0
E	Insurance Companies	3	129169	123735	1.27	1.27	0	0
F	Foreign institutional investors	0	0	0	0	0	0	0
G	Foreign venture capital investors	0	0	0	0	0	0	0
H	Any other (specify)	0	0	0	0	0	0	0
	Sub-Total (B)(i)	3	129169	123735	1.27	1.27	0	0
B2	Non- Institutions							
A	Bodies Corporate i)indian ii)overseas	13	2578641	0	25.40	25.40	0	0
B	Individuals							
I	Individuals-I individual shareholders holding nominal share capital upto Rs.1 lac	653	54491	50	0.54	0.54	0	0
	ii. individual shareholders holding nominal share capital in excess of Rs.1 lakh	2	36605	0	0.36	0.36	0	0
C	Any other (specify)							
1	Clearing Members	0	0	0	0	0	0	0
ii	Trusts	0	0	0	0	0.00		
iii	HUFs	0	0	0	0	0	0	0




iv	Non Resident Indians	0	0	0	0	0	0	0
	Sub Total (B)(2)	668	2669737	50	26.30	26.30	0	0
B	Total public share holding B = (B)(i)+(B)(2)	671	2798956	123785	27.57	27.57	0	0
	TOTAL (A)+ (B)	674	10151916	923785	100.0	100.0	0	0
C	Shares held by custodians and against which depository receipts have been issued	0	0	0				
	GRAND TOTAL A+B+C	674	10151916	923785	100.0	100.0	0	0

(1)(b) Statement showing holding of securities (including shares, warrants, convertible securities) of persons belonging to the category of "Promoter and Promoter Group"

S/ N o.	Name of shareholder	Details of shares held	Encumbered shares	Details of warrants	Details of convertible securities	Total shares (incl underlying shares assuming full conversion of warrants and convertible securities) as a % of diluted share capital



(1)	(ii)	No. of shares held (iii)	As a % of grand total (A) + (B) + (C) (IV)	No s (V)	As a % (VI)	As a % of grand total (A) + (B) + (C) + of sub-clause (1)(a) (VII)	No. of warrants held (VIII)	As a % total no. of warrants of the same class (IX)	No. of convertible securities held (X)	As a % total no. of convertible securities of the same class (XI)	(XII)
1	Spartek Ceramics India Limited	952960	9.39	0	0	00	0	0	0	0	952960
2	Sriven Realtors Pvt Limited (merged with Varun Ventures P Ltd.)	6000000	59.10	0	00	0	0	0	0	0	6000000
3	Sriven Ventures Private Limited	400000	3.94	0	0	0	0	0	0	0	400000
	TOTAL	7352960	72.43	0	0	0	0	0	0	0	7352960



1 (c)(i) Statement showing holding securities (including shares, warrants, convertible securities) of persons belonging to the category "Public" and holding more than 1% of the total number of shares

S No	Name of the shareholder	No. of shares held	Shares as a % of total no. of shares (i.e. grand total (A)+(B)+(C) indicated in statement at para (1)(a) above	Details of warrants		Details of convertible securities		Total shares (incl underlying shares assuming full conversion of warrants and convertible securities) as a % of diluted share capital
				No. of warrants held	As a % total no. of warrants of the same class	No. of convertible securities held	% w.r.t total no. of convertible securities of the same class	
1	Life Insurance Corporation of India	113735	1.12	0	0	0	0	113735
2	CDS Projects Limited	1330000	13.10	0	0	0	0	1330000
	TOTAL	1443735	14.22	0	0	0	0	1443735



(1)(c)(ii) Statement showing holding of securities (including shares, warrants, convertible securities) of persons (together with PAC) belonging to the category "Public" and holding more than 5% of the total number of shares of the company

S No	Name of the shareholder	No. of shares held	Shares as a % of total no. of shares (i.e. grand total (A)+(B)+(C) indicated in statement at para (1)(a) above	Details of warrants		Details of convertible securities		Total shares (incl underlying shares assuming full conversion of warrants and convertible securities) as a % of diluted share capital
				No. of warrants held	As a % total no. of warrants of the same class	No. of convertible securities held	% w.r.t total no. of convertible securities of the same class	
1	CDS Projects Limited	1330000	13.10	0	0	0	0	1330000
	TOTAL	1330000	13.10	0	0	0	0	1330000

I(d) Statement showing details of locked in shares

S No.	Name of the shareholder	No. of shares	Shares as % age of total no. of shares (i.e. grand total (A)+(B)+(C)
	NIL		



II (a) Statement showing details of Depository Receipts (DRs)

S No.	Type of outstanding DR (ADRs, GDRs, SDRs etc)	No. of outstanding DRs	No. of shares underlying outstanding DRs	Shares underlying outstanding DRs as a % of total number of shares (i.e. Grand Total (A) +(B) +(C) indicated in statement at para (I)(a) above
		NIL		

II (b) Statement showing Holding of Depository Receipts (DRs) where underlying shares are in excess of 1% of the total number of shares

S No.	Type of outstanding DR (ADRs, GDRs, SDRs etc)	No. of outstanding DRs	No. of shares underlying outstanding DRs	Shares underlying outstanding DRs as a percentage of total number of shares (i.e. Grand Total (A) +(B) +(C) indicated in statement at para (I) (a) above
		NIL		

iii (A) statement showing the voting pattern of shareholders, if more than one class of shares/ securities is issued by the issuer

NOT APPLICABLE

Number of voting rights held

In each class of securities

Total voting rights

Category of shareholders ii	In each class of securities			Total voting rights vi (iii+iv+v)	As a % of (A+B) vii	As a % of (A+B+C) viii
	Class x iii	Class y iv	Class z v			
A) PROMOTER AND PROMOTER GROUP i) INDIAN a) Individuals/ Hindu Undivided family b) Central Govt/ State Govt (s)						



c)Bodies corporate d)Financial Institutions/ Banks e)Any other (specify)						
Sub Total A(1)						
2) FOREIGN a)Individuals (Non-resident Individuals/ foreign individuals) b)Bodies Corporate c)Institutions d)Any other						
Sub Total (A) (2)						
TOTAL SAHREHOLDING OF PROMOTER AND PROMOTER GROUP (A)=(A)(1)+A(2)						
B)PUBLIC SHAREHOLDING i)Institutions a)Mutual funds/UTI b)Financial institutions/Banks c)Central Govt/ State Govt(s) d)venture capital funds e)insurance companies f)foreign institutional investors g)foreign venture capital investors h)any other (specify)						
Sub total B (1)						
2)NON INSTITUTIONS a)Bodies corporate b)Individuals 1-individual shareholders holding nominal share capital upto Rs.1 lakh ii-individual shareholders holding nominal share capital in excess of Rs.1 lakh c)any other (specify)						
Sub Total (B) (2)						
Total public shareholding (B) = (B) (1) + (B) (2)						
TOTAL (A) + (b)						
c)Shares held by custodians and against which depository receipts have been issued						
GRAND TOTAL (A) + (B) + (C)						



For NEYCFER INDIA LIMITED

M. Mahan Rajan

Director